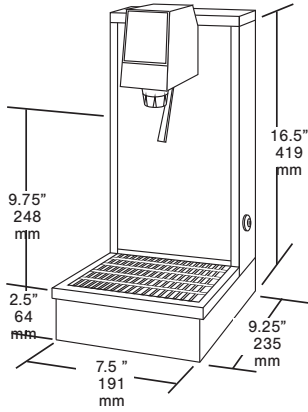


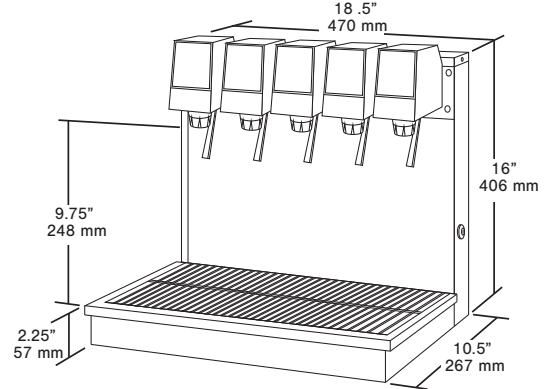
- 7" Single Valve     7" Two Valve     18" Five Valve     23" Six Valve

Tower 300 Series Stainless Steel Dispensing Towers

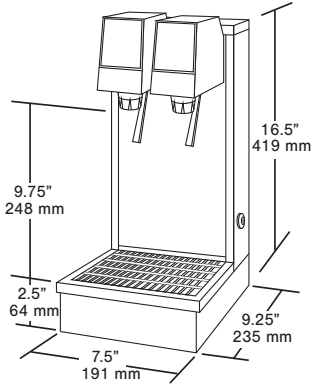
7" Single Valve



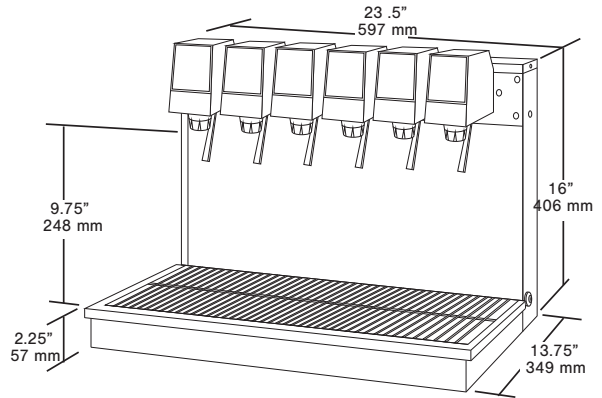
18" Five Valve



7" Two Valve



23" Six Valve



#### Dimensions

7" (1 or 2 valves) - 16.5" H x 7.5" W x 9.25" D including drip tray (419 mm H x 191 mm W x 235 mm D including drip tray)

18" (5 valves) - 16" H x 18.5" W x 10.5" D including drip tray (406 mm H x 470 mm W x 267 mm D including drip tray)

23" (6 valves) - 16" H x 23.5" W x 13.75" D including drip tray (406 mm H x 597 mm W x 349 mm D including drip tray)

#### Weight

7" (1 or 2 valves) - Shipping: 15 lbs (7 kg)

18" (5 valves) - Shipping: 37 lbs (17 kg)

23" (6 valves) - Shipping: 42 lbs (19 kg)

